


# Find Books (Catalog) – Daytona Beach Campus



## Searching the Online Catalog

- Start at the **Hunt Library home page** (<http://library.erau.edu>)
- Choose **Daytona Beach Campus**
- Click on **Find Books (Catalog)**
- Click on **Enter the Voyager Catalog** for the most effective and efficient search

UNIVERSITY HOME PEOPLE SEARCH ERNIE

EMBRY-RIDDLE AERONAUTICAL UNIVERSITY HUNT LIBRARY Daytona Beach

QUICKLINKS --Select a Link--

Libraries > Daytona Beach > Find Information > Books

### Find Books

#### Find Books Using Voyager Catalog

Search For:  By:

- [Enter the Voyager Catalog](#) ←
- [Find Books \(Catalog\) \(brochure\)](#)
- [Using Voyager \(Online Instructions\)](#)
- [Call Number Locations](#)

## BASIC SEARCH

Finds records using search terms located anywhere in the record or only in specific fields. This is set as the default search mode because it is the easiest as well as the best search option to use. Begin by clicking on **Basic Search**. Basic Search gives you two options for effective searching, **Search for:** and **Search by:**.

### Search for:

The **Search for:** menu gives three options that tell Voyager how to look for your search terms.

Basic Search Search With Limits Course Reserves New Items

Search for:   Search by:

AND  OR  NOT

Search for:   Search by:

AND  OR  NOT

Search for:   Search by:

50 records per page

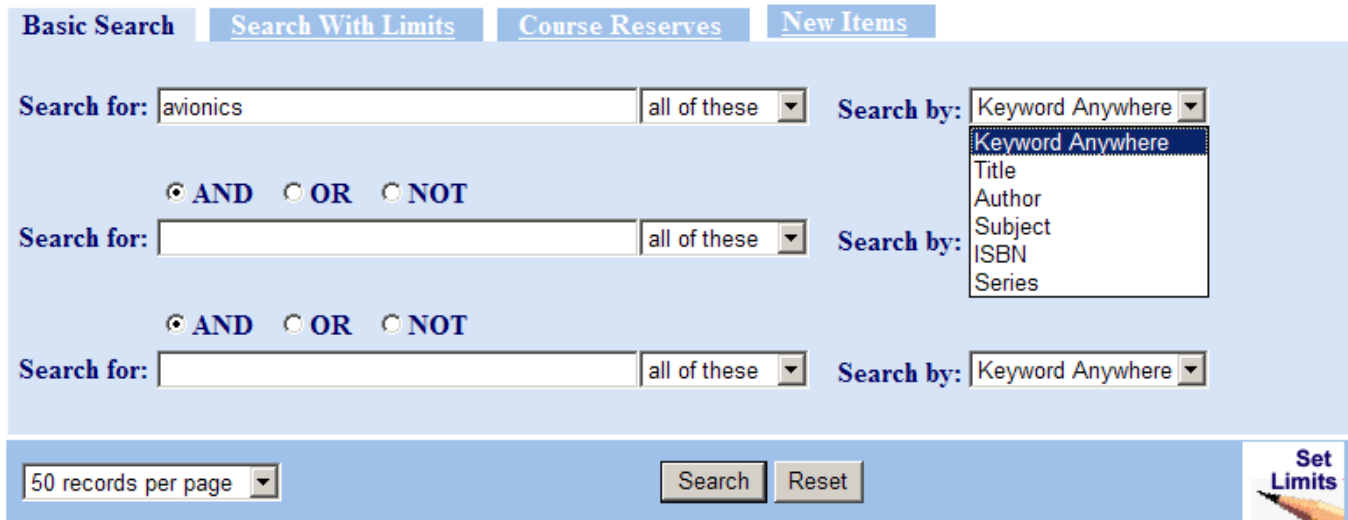
**All of these** automatically inserts a Boolean AND in the search, which ensures that you get records that contain all search terms. To find books about airplanes that specifically mention repair, type in *airplanes repair* and select **all of these**.

**Any of these** automatically inserts a Boolean OR in the search, which ensures that you get records that contain either term. To find books about either airplanes or aircraft, type in *airplanes aircraft* and select **any of these**.

**As a phrase** ensures that you get records which contain your terms in the exact word order in which you entered them. To find books about cockpit resource management, type in *cockpit resource management* and select **as a phrase**.

### Search by:

The **Search by:** menu tells Voyager where to look for your search terms. There are six options; however, the three recommended options are **Keyword Anywhere**, **Title**, and **Author**.



The screenshot shows the Voyager search interface with the following elements:

- Navigation tabs: **Basic Search** (selected), **Search With Limits**, **Course Reserves**, **New Items**.
- Search fields: Three "Search for:" input boxes. The first contains "avionics". Each has a "all of these" dropdown.
- Logic operators: Radio buttons for **AND** (selected), **OR**, and **NOT**.
- Search by dropdown: A "Search by:" dropdown menu is open, showing options: **Keyword Anywhere** (selected), **Title**, **Author**, **Subject**, **ISBN**, and **Series**.
- Footer: "50 records per page" dropdown, "Search" and "Reset" buttons, and a "Set Limits" button with a pencil icon.

**Keyword Anywhere** searches for the term(s) anywhere in the complete record of the item.

**Title** limits your search to the Title fields of the record. If you know the exact title of the item, search **as a phrase**. Otherwise, search **all of these**, omitting the words **AND** and **OR**.

**Author** limits your search to the Author fields of the record.

### Other Search by: options

You can also search by:

- **Subject** - this is difficult to use unless you know the exact Library of Congress subject heading. For example, for air cargo, you must use Aeronautics, Commercial-Freight.
- **ISBN** - International Standard Book Number. Omit all dashes when searching by ISBN.
- **Series** - if an item is part of a book series, conference series, or author series.

### Truncation

Finds all variations of a word by using the question mark (?) as a truncation symbol. For example, *automat?* pulls up *automate*, *automated*, *automation*, etc.

## SEARCH RESULTS

The search results will show title, author, publication date, locations, call numbers, and status (On Shelf, Checked Out, etc.). For more information click on the individual title.

<input type="checkbox"/> [ 1 ]	<a href="#">Basic flight physiology / Richard O. Reinhart.</a>	<a href="#">Reinhart, Richard O.</a>	<a href="#">c2008.</a>
<i>Please click on link above for call number and availability</i>			
<input type="checkbox"/> [ 2 ]	<a href="#">CRM - I Want It My Way! [electronic resource].</a>		<a href="#">2007.</a>
<i>Location: Special Collection 1st Floor (Circ/Reserve Desk) Call Number: NASA CD-ROM Oct. 2007 Disc 1 Status: On Shelf</i>			
<input type="checkbox"/> [ 3 ]	<a href="#">Hog pilots, blue water grunts : the American military in the air, at sea, and on the ground / Robert D. Kaplan.</a>	<a href="#">Kaplan, Robert D., 1952-</a>	<a href="#">c2007.</a>
<i>Location: Main Shelves 1st Floor Call Number: UA23 .K37 2007 Status: On Shelf</i>			

## RECORD DISPLAY

### Full View

The Full View is a record of an item with the addition of notes, series statements, and other more detailed bibliographic information such as the contents of the item.

*Sixteen short novels : an anthology / selected and with an introduction by...*

**Title:** [Sixteen short novels : an anthology / selected and with an introduction by Wilfrid Sheed.](#)

**Edition:** 1st ed.

**Publisher:** New York : E.P. Dutton, c1985.

**Subject Heading(s):** [Fiction--19th century.](#)  
[Fiction--20th century.](#)

**Description:** xx, 1067 p. ; 25 cm.

**Table of Contents:** Andrea / John O'Hara -- The old maid / Edith Wharton -- Tortilla Flat / John Steinbeck -- Mario and the magician / Thomas Mann -- Pudd'head Wilson / Mark Twain -- Ward No. 6 / Anton Chekhov -- Notes from underground / Fyodor Dostoevsky -- The fall / Albert Camus -- Old man / William Faulkner -- Youth / Joseph Conrad -- The lesson of the master / Henry James -- My mortal enemy / Willa Cather -- The ghost writer / Philip Roth -- The ebony tower / John Fowles -- Catholics / Brain Moore -- The blacking factory / Wilfrid Sheed.

**Other Contributors:** [Sheed, Wilfrid](#)

---

**Location:** Main Shelves A-H (2nd Floor) J-S (3rd Floor) T-Z (1st Floor)

**Call Number:** [PN6120.2 .S59 1985](#)

**Number of Items:** 1

**Status:** On Shelf

**E-mail/Print/Save Options**

Select download format:

Enter your full e-mail address:

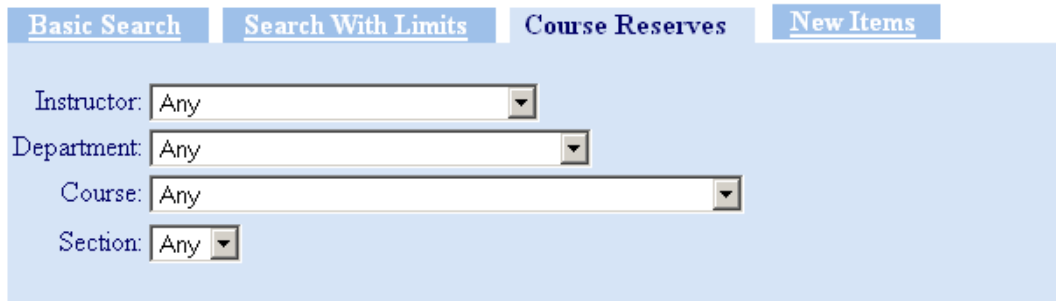
Save results for later:

## COURSE RESERVES

Provides a listing of materials on Reserve by instructor's name, department, course, or section. Reserve items are in either print or electronic format. Print reserve items are kept at the Circulation/Reserve desk. They may be checked out for use in the library only.

Electronic Reserves may be accessed from any computer with an Internet connection and Acrobat Reader. You will need to obtain a password from your instructor.

Database Name: ERAU Hunt Library



Basic Search   Search With Limits   Course Reserves   New Items

Instructor: Any

Department: Any

Course: Any

Section: Any

## **SPECIAL FEATURES**

### **History**

Allows you to re-execute or edit any previous search.

### **My Library Record**

Your Eagle Card will become your Library Card when activated at the Circulation/Reserve Desk. You may then click on **My Library Record** to view your library account. Voyager will tell you what books are checked out to you, when they are due back in the Library, and whether you owe any fines. Once logged in, you may also renew your checked-out materials.

To log in, click on the **My Library Record** button at the top of any screen. Enter your Library Barcode Number, found on the back of your EagleCard, and your last name. Click on **Login**. Be sure to click on **Logout** when you are finished to protect your privacy.

### **Online Renewal**

Once logged in through **My Library Record** at the top, items you have checked out will be listed on your patron screen. Click in the box next to each item you wish to renew so that a check mark appears. Then click on the **Renew Items** button at the bottom of the list. If the renewal is successful, a boldfaced due date should appear in the Renewal Status column. It is advisable to print the results of your online renewal before logging off.

### **Place a Request**

If you need an item which is currently checked out to another library user, you may recall that item. When the item is returned to the Library, you will be notified.

To place a recall, bring up the item's **Full View** in Voyager. Next, click on **Place a Request** at the top of the screen. Enter your Library Barcode Number and your last name. Select **Recall** and click **OK**. On the next screen enter your Barcode Number again in the space after **Patron Barcode**. Click on **Submit Request**. If you have any questions, stop by the Circulation/Reserve Desk.

### **My Bookbag**

After doing a search and looking at different items, if you are interested in an item for later use, you may save it in your **Bookbag**. While looking at the full view of the item, scroll down and click on **Save To My Bookbag**. When you log in later, simply click on **My Bookbag** at the top to view the items you have saved.

### **My Saved Searches**

Just like saving individual items to your **bookbag**, you may also save entire searches for later use. After doing a search, scroll to the bottom of the search results page and click on **Save Search Query**. When you log in later, click on **My Saved Searches** at the top to view your searches.

### **Help**

Before you begin a search in Voyager, you may get quick assistance with our **Online Instructions** located at <http://library.erau.edu> > Daytona Beach Campus > Find Books (Catalog) > Using Voyager (Online Instructions). The online instructions are designed to be printed out and provide step-by-step directions on how to access **Voyager**, do a search, and locate the items you want.

In addition, Voyager has online assistance available for all of its search options and special features. You may review these by selecting **Help** at the top of each screen.

### **PRINT, EMAIL, SAVE OPTIONS**

- Print out a record by using your browser's print button.
- Email a record by scrolling to the bottom of a display screen, entering your email address and clicking on the **Send Email** button.
- Email a group of records by first clicking in the boxes next to the titles from the **Search Results** screen, scrolling to the bottom of the screen, entering your email address and clicking on the **Send Email** button.
- Save or print a group of records by scrolling to the bottom of the screen, clicking on **Print/Save** (this changes the image into plain text) and then using your browser's save or print command.

### **ASK A LIBRARIAN**

Reference Librarians are available to help you. Come to the Reference Desk at the Library and a Reference Librarian will be glad to assist you with your research.

### **REFERENCE DESK**

**Phone:** 386-226-6604

**Email:** dbref@erau.edu

### **REFERENCE DESK HOURS**

	<b>Fall/Spring</b>	<b>Summer</b>
M - Th	8 am - 10 pm	8 am - 10 pm
Fri	8 am - 6 pm	8 am - 5 pm
Sat	12 noon - 6 pm	CLOSED
Sun	2 pm - 10 pm	2 pm - 10 pm

### **LIBRARY HOURS**

	<b>Fall/Spring</b>	<b>Summer</b>
M - Th	7:15 am - midnight	7:15 am - 10 pm
Fri	7:15 am - 6 pm	7:15 am - 5 pm
Sat	12 noon - 6 pm	CLOSED
Sun	12 noon - midnight	2 pm - 10 pm

*Special hours apply during semester breaks and holidays.*